

Signify Classified - Internal
Cooper Lighting Solutions Photometric Lab
1121 Highway 74 South
Peachtree City, GA 30269



Scaled data based on original data using
LM-79-08 Approved Method: Electrical and Photometric Measurements of Solid-
State Lighting Products

Test Report Prepared for
Cooper Lighting Solutions
(formerly Eaton)

Brand: McGRAW-EDISON

Report Number: P438115

Luminaire Tested: **IST-SA1A-830-U-T3-HSS**

Issue Date: 12/10/2020

Test Information

Test Method: LM-79-08
Report Number: P438115
TEST IS SCALED FROM IESNA LM-79-08 TEST DATA (G3-2011-074-9)
Test Lab: INNOVATION CENTER
Issue Date: 12/10/2020
Manufacturer: COOPER LIGHTING SOLUTIONS (FORMERLY EATON)
Product Line: McGRAW-EDISON
Catalog Number: IST-SA1A-830-U-T3-HSS
Description: IMPACT ELITE LED TRAPEZOID LUMINAIRE
(1) 80 CRI, 3000K, 350mA LIGHTSQUARE WITH 16 LEDS AND TYPE III OPTICS
WITH HOUSE SIDE SHIELD
Light Source: -
Ballast/Driver: ELECTRONIC DRIVER

Summary

Lumens per Lamp: N/A
Luminaire Lumens: 1550 lumens
Efficiency: N/A
Efficacy: 77.1 lumens/watt
Luminous Opening: Rectangular (W 0.5' x L: 0.5' x H: 0')
IES Classification: Type III - Short
BUG Rating: B0 - U0 - G0

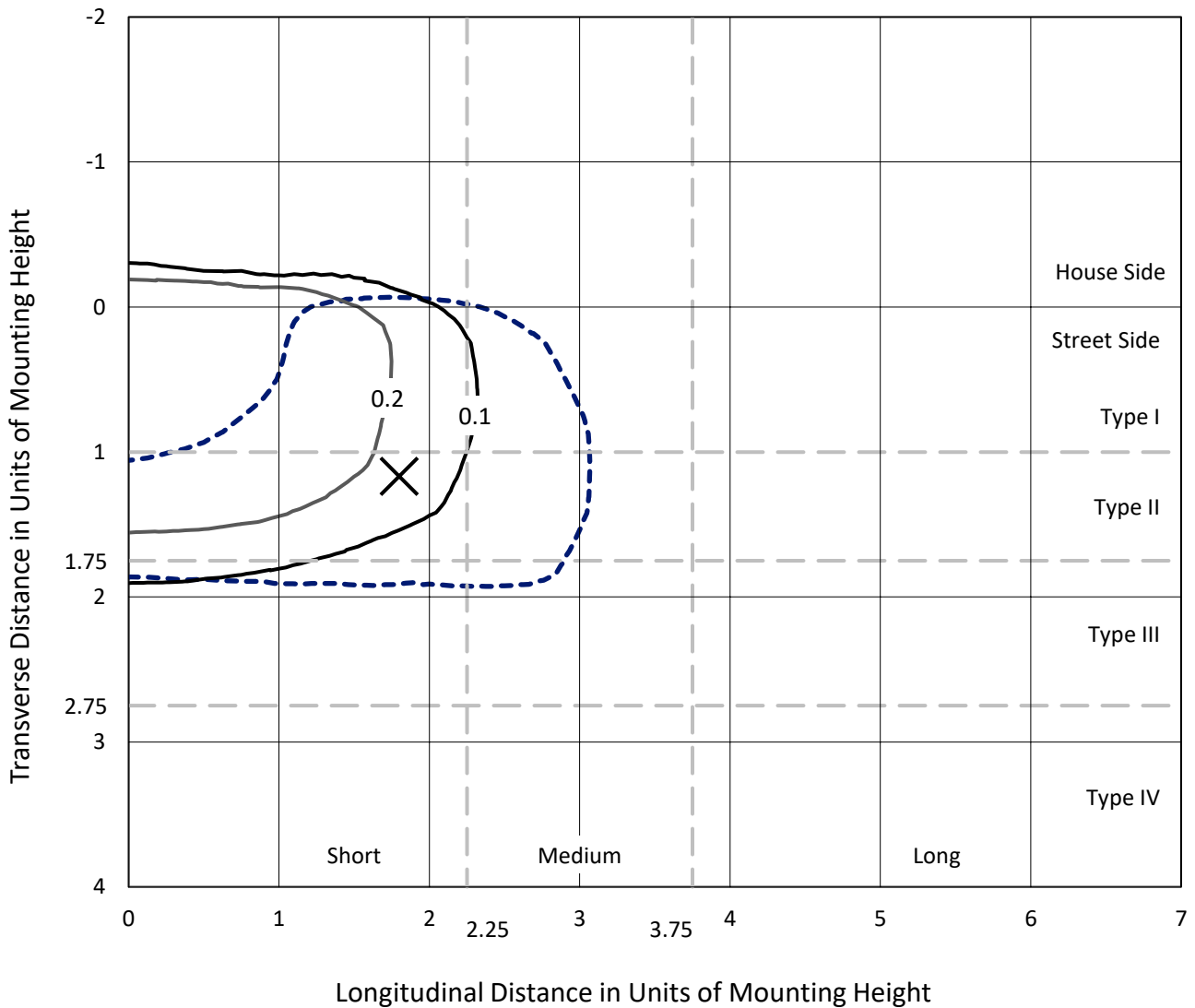
Input Watts (W): 20.1
Input Voltage (V): NR
Input Current (Ain): NR
Voltage Rise (V): NR
Power Factor: NR
Total Harmonic Distortion (THDi): NR
Frequency (hertz): 60
Stabilization Time: NR
Operation Time: NR
Ambient Temperature (°C): NR
Test Distance: 28.75 FT



REPORT NUMBER: P438115
 CATALOG NUMBER: IST-SA1A-830-U-T3-HSS

Iso-Footcandle Lines of Horizontal Illumination

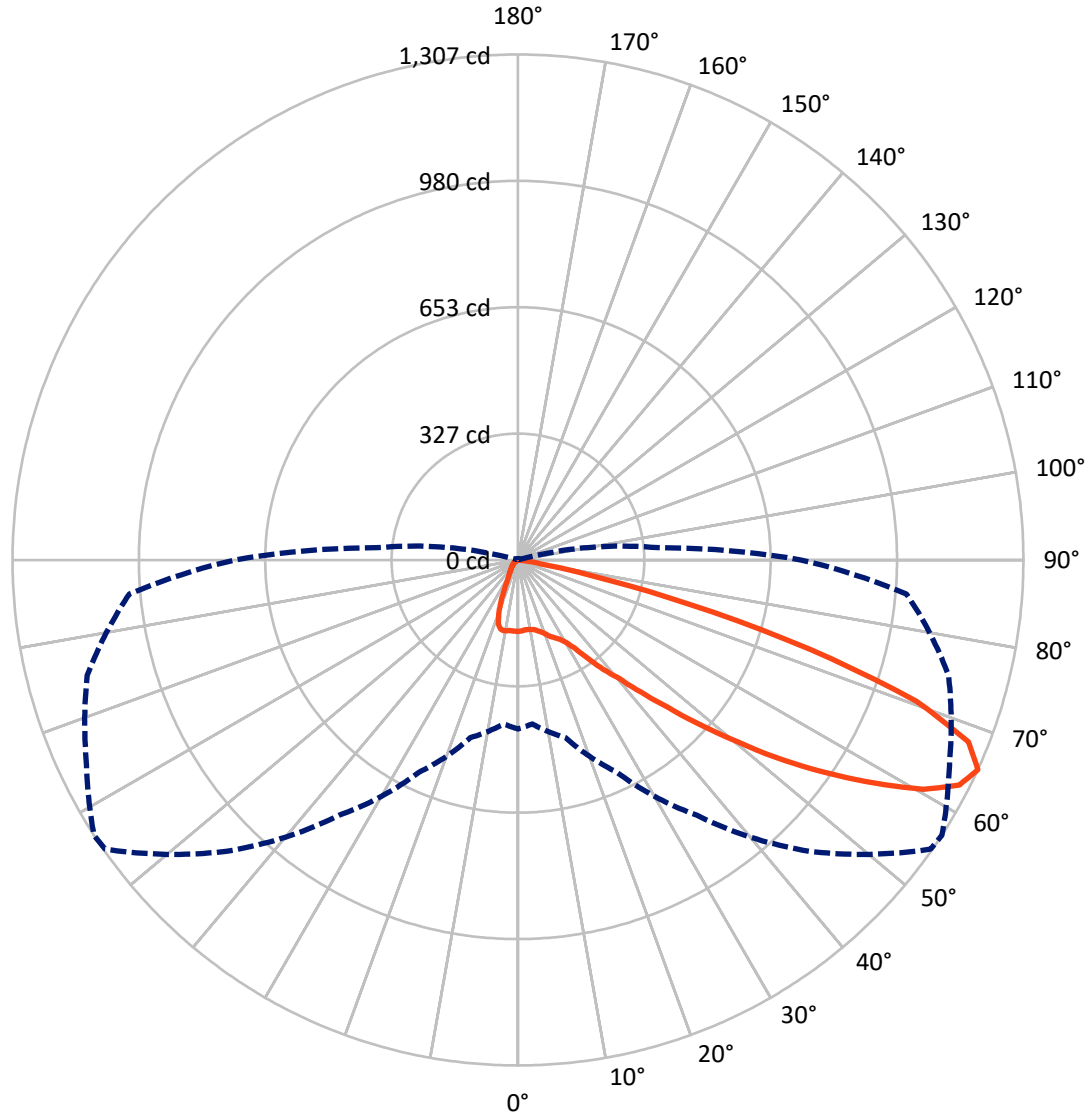
✕ Max cd
 - - - 1/2 Max cd



Based on 25 foot mounting height. Maximum calculated value = 0.4 fc
 Type III - Short - N/A

REPORT NUMBER: P438115
CATALOG NUMBER: IST-SA1A-830-U-T3-HSS

Luminous Intensity Polar Plot



— Vertical Plane Through 57-Deg Lateral - - - Horizontal Cone Through 65-Deg Vertical

REPORT NUMBER: P438115
 CATALOG NUMBER: IST-SA1A-830-U-T3-HSS

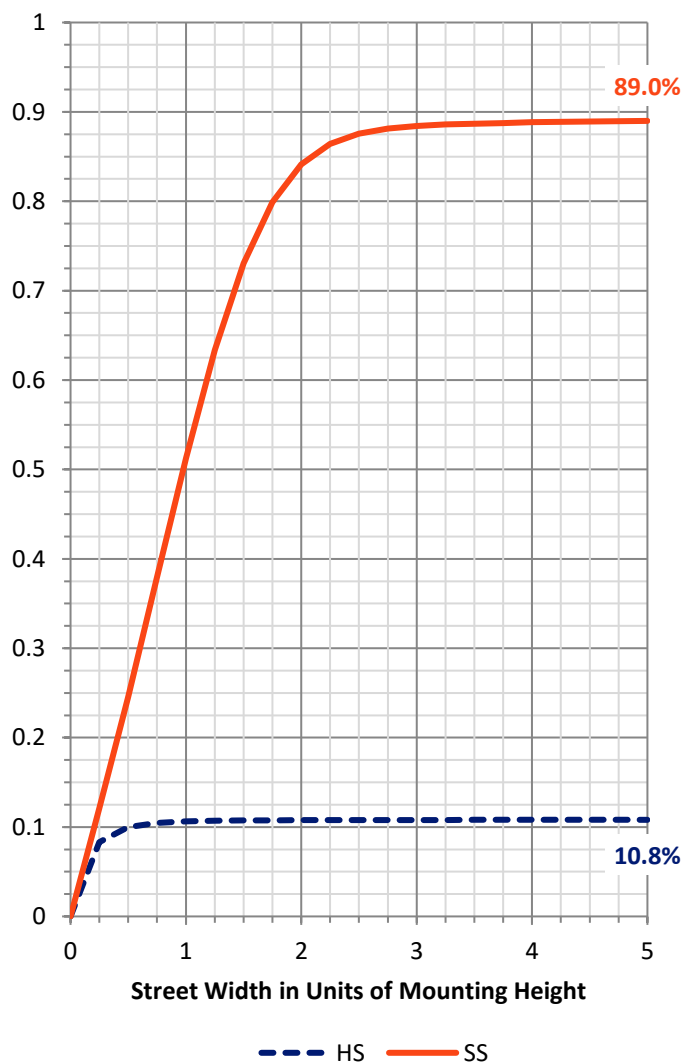
FLUX DISTRIBUTION:

		Downward	Upward	Total
House Side	Lumens	169.1	0.0	169.1
	% Fixture	10.9	0.0	10.9
Street Side	Lumens	1380.9	0.0	1380.9
	% Fixture	89.1	0.0	89.1
Total	Lumens	1550.0	0.0	1550.0
	% Fixture	100.0	0.0	100.0

ZONAL LUMENS:

Zone	Lumens	% Fixture
0°-10°	17.1	1.1
10°-20°	46.4	3.0
20°-30°	80.1	5.2
30°-40°	141.9	9.2
40°-50°	257.4	16.6
50°-60°	433.5	28.0
60°-70°	445.7	28.8
70°-80°	123.5	8.0
80°-90°	4.4	0.3
90°-100°	0.0	0.0
100°-110°	0.0	0.0
110°-120°	0.0	0.0
120°-130°	0.0	0.0
130°-140°	0.0	0.0
140°-150°	0.0	0.0
150°-160°	0.0	0.0
160°-170°	0.0	0.0
170°-180°	0.0	0.0
0°-90°	1550.0	100.0
0°-180°	1550.0	100.0

Coefficient of Utilization

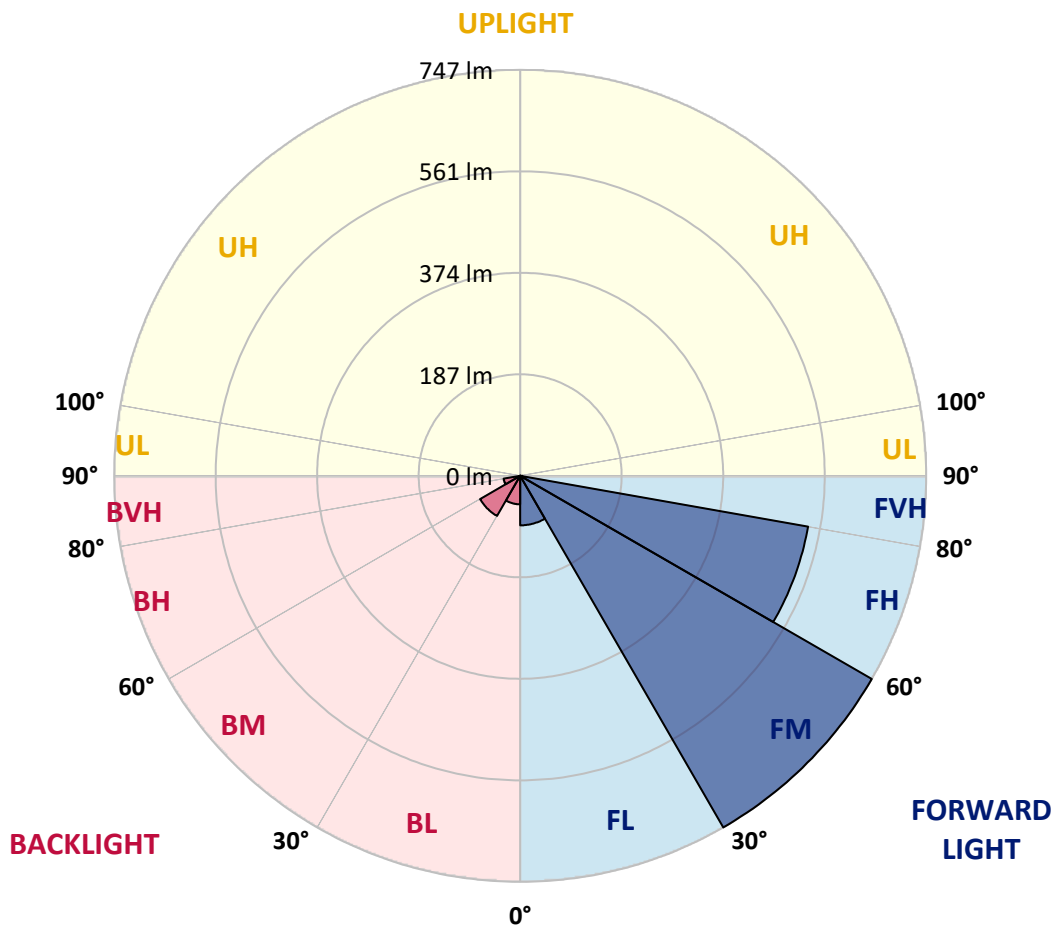


REPORT NUMBER: P438115
 CATALOG NUMBER: IST-SA1A-830-U-T3-HSS

LUMINAIRE CLASSIFICATION SYSTEM LUMEN TABLE AND BUG RATING:

Zone	Lumens	% Fixture	Zone Rating/Lumen Limit		
			B	U	G
FL (0°-30°)	91.1	5.9			
FM (30°-60°)	747.5	48.2			
FH (60°-80°)	538.2	34.7			G0/660
FVH (80°-90°)	4.1	0.3			G0/10
BL (0°-30°)	52.5	3.4	B0/110		
BM (30°-60°)	85.2	5.5	B0/220		
BH (60°-80°)	31.0	2.0	B0/110		G0/110
BVH (80°-90°)	0.3	0.0			G0/10
UL (90°-100°)	0.0	0.0		U0/0	
UH (100°-180°)	0.0	0.0		U0/0	

BUG Rating: B0-U0-G0
 Type III Short





REPORT NUMBER: P438115
 CATALOG NUMBER: IST-SA1A-830-U-T3-HSS

CANDELA DISTRIBUTION (FULL):

	0°	5°	15°	25°	35°	45°	55°	57°	65°	75°	85°
0°	184.4	184.4	184.4	184.4	184.4	184.4	184.4	184.4	184.4	184.4	184.4
2.5°	179.1	179.1	180.6	181.4	181.4	182.2	182.9	183.7	183.7	183.7	185.2
5°	170.1	169.3	170.8	172.3	174.6	177.6	179.9	181.4	183.7	185.9	186.7
7.5°	161.8	161.8	163.3	165.5	170.1	174.6	179.1	181.4	185.2	189.7	191.2
10°	159.5	158.7	161.0	163.3	167.8	173.1	179.9	182.9	188.2	194.3	196.5
12.5°	158.0	158.0	158.7	162.5	167.0	173.8	182.2	184.4	192.7	199.5	204.8
15°	157.2	157.2	158.7	161.8	167.0	174.6	185.9	189.7	199.5	209.4	213.9
17.5°	163.3	162.5	161.8	163.3	168.6	176.9	192.0	195.8	207.9	220.0	225.2
20°	181.4	180.6	178.4	173.1	173.1	182.9	199.5	204.1	220.0	232.0	235.1
22.5°	215.4	217.7	209.4	195.8	185.9	190.5	209.4	214.7	232.8	245.7	245.7
25°	264.5	261.5	254.0	231.3	211.6	202.6	217.7	223.0	244.9	260.0	257.0
27.5°	315.9	316.7	306.1	280.4	248.7	224.5	226.8	232.8	257.7	275.1	268.3
30°	356.8	353.7	348.4	327.3	292.5	259.3	244.1	247.9	272.1	291.8	285.7
32.5°	393.0	391.5	384.7	366.6	335.6	300.1	272.9	273.6	292.5	316.7	309.1
35°	425.5	427.1	424.0	403.6	375.7	342.4	311.4	313.7	328.0	353.0	337.9
37.5°	466.4	466.4	461.1	442.2	421.0	387.8	358.3	359.0	366.6	387.0	368.1
40°	501.9	503.4	502.6	488.3	467.9	437.6	402.1	402.1	404.4	428.6	418.7
42.5°	550.3	552.5	551.8	538.2	522.3	500.4	470.1	467.9	466.4	496.6	486.0
45°	612.2	617.5	619.8	603.2	588.8	576.0	552.5	543.5	547.2	575.2	566.9
47.5°	671.2	677.2	687.8	679.5	672.7	672.7	641.0	639.5	633.4	665.9	643.2
50°	727.1	727.9	743.0	755.9	776.3	772.5	751.3	742.2	733.2	755.1	714.3
52.5°	758.9	767.9	787.6	824.6	869.2	887.4	865.5	860.2	842.0	839.0	783.1
55°	788.4	788.4	819.3	883.6	959.2	997.7	979.6	973.5	937.3	926.7	854.1
57.5°	798.2	795.2	836.7	918.4	1031.7	1099.0	1102.8	1089.2	1038.5	1006.0	926.7
60°	749.1	743.8	787.6	895.7	1051.4	1172.3	1213.1	1204.1	1126.2	1083.1	1003.0
62.5°	607.7	614.5	670.4	787.6	981.9	1164.8	1286.5	1281.2	1191.2	1135.3	1033.3
65°	436.9	425.5	475.4	605.4	805.7	1065.0	1303.1	1306.9	1231.3	1152.7	1008.3
67.5°	244.9	234.3	275.9	374.9	572.9	873.8	1235.1	1256.2	1202.6	1109.6	901.0
70°	93.7	99.8	128.5	185.2	337.9	603.2	1062.7	1093.0	1054.4	925.9	671.2
72.5°	33.3	37.8	52.9	82.4	156.5	325.0	743.0	788.4	777.0	643.2	384.0
75°	19.7	20.4	27.2	40.1	68.8	127.0	419.5	457.3	439.2	318.2	158.7
77.5°	13.6	13.6	17.4	24.2	39.3	50.6	164.0	185.9	191.2	114.9	46.9
80°	8.3	9.1	12.1	15.9	22.7	23.4	50.6	59.7	55.9	40.8	16.6
82.5°	3.8	3.8	6.8	10.6	11.3	9.8	15.9	17.4	20.4	18.1	7.6
85°	0.0	0.0	2.3	3.8	3.0	2.3	5.3	5.3	6.8	8.3	3.8
87.5°	0.0	0.0	0.0	0.0	0.8	0.8	0.8	0.8	0.8	1.5	0.8
90°	0.0	0.0	0.0	0.0	0.0	0.0	0.0	0.0	0.0	0.0	0.0



REPORT NUMBER: P438115
 CATALOG NUMBER: IST-SA1A-830-U-T3-HSS

CANDELA DISTRIBUTION (continued):

	90°	95°	105°	115°	125°	135°	145°	155°	165°	175°	180°
0°	184.4	184.4	184.4	184.4	184.4	184.4	184.4	184.4	184.4	184.4	184.4
2.5°	185.2	185.9	185.2	184.4	184.4	183.7	183.7	183.7	183.7	183.7	183.7
5°	186.7	187.5	186.7	185.2	183.7	182.2	180.6	180.6	180.6	180.6	182.2
7.5°	191.2	191.2	189.7	186.7	182.9	181.4	178.4	177.6	176.1	175.4	176.1
10°	198.0	198.0	195.0	190.5	184.4	178.4	173.1	165.5	161.0	158.0	157.2
12.5°	204.8	204.1	200.3	194.3	184.4	170.8	153.4	134.5	123.2	114.9	113.4
15°	213.9	213.2	207.1	196.5	179.9	151.2	117.2	91.5	77.9	71.8	71.1
17.5°	223.7	222.2	213.9	198.0	165.5	114.1	77.1	59.7	54.4	52.9	52.9
20°	234.3	232.0	219.2	195.8	136.8	77.9	53.7	49.9	49.1	48.4	48.4
22.5°	242.6	238.8	223.0	184.4	102.0	53.7	47.6	46.9	46.1	45.4	45.4
25°	251.7	245.7	226.0	159.5	67.3	46.1	44.6	43.8	42.3	41.6	41.6
27.5°	262.3	253.2	230.5	125.5	46.9	41.6	40.1	39.3	37.0	35.5	35.5
30°	275.9	264.5	232.8	91.5	39.3	36.3	34.8	33.3	30.2	28.7	28.7
32.5°	297.8	288.0	228.3	61.2	35.5	32.5	30.2	27.2	24.2	22.7	21.9
35°	325.8	312.2	212.4	43.1	31.7	28.7	24.9	21.2	18.9	18.1	18.1
37.5°	356.8	338.6	188.2	34.8	28.7	24.9	21.2	17.4	15.1	14.4	14.4
40°	400.6	372.6	154.9	30.2	24.9	21.2	17.4	14.4	12.8	12.1	12.1
42.5°	458.0	415.7	117.2	28.0	22.7	18.1	14.4	12.1	10.6	9.8	9.8
45°	522.3	461.1	85.4	24.9	19.7	15.1	11.3	9.8	8.3	7.6	7.6
47.5°	586.5	493.6	59.0	22.7	16.6	12.8	9.8	7.6	6.0	6.0	5.3
50°	642.5	511.0	42.3	19.7	15.1	10.6	7.6	6.0	5.3	4.5	4.5
52.5°	691.6	518.5	32.5	17.4	12.8	9.1	6.0	5.3	4.5	4.5	4.5
55°	733.2	512.5	25.7	15.1	11.3	7.6	5.3	4.5	3.8	3.8	3.8
57.5°	774.0	494.3	20.4	12.8	9.1	5.3	4.5	3.8	3.0	3.0	3.0
60°	795.2	470.9	16.6	10.6	7.6	4.5	3.8	3.0	3.0	2.3	2.3
62.5°	780.8	423.3	13.6	9.1	5.3	3.8	3.0	2.3	2.3	1.5	1.5
65°	732.4	362.8	10.6	6.8	3.8	3.0	2.3	2.3	1.5	0.8	0.8
67.5°	617.5	284.2	8.3	5.3	3.0	2.3	1.5	1.5	0.8	0.0	0.0
70°	441.4	187.5	6.8	3.8	2.3	2.3	1.5	0.8	0.0	0.0	0.0
72.5°	254.7	90.7	5.3	2.3	1.5	1.5	0.8	0.8	0.0	0.0	0.0
75°	95.2	31.7	4.5	2.3	1.5	0.8	0.8	0.8	0.0	0.0	0.0
77.5°	31.7	12.8	3.8	3.0	2.3	0.8	0.8	0.0	0.0	0.0	0.0
80°	9.8	6.0	1.5	1.5	1.5	1.5	0.8	0.0	0.0	0.0	0.0
82.5°	5.3	3.0	0.8	0.8	0.8	0.8	0.0	0.0	0.0	0.0	0.0
85°	2.3	1.5	0.8	0.8	0.8	0.0	0.0	0.0	0.0	0.0	0.0
87.5°	0.8	0.8	0.8	0.8	0.8	0.8	0.0	0.0	0.0	0.0	0.0
90°	0.0	0.0	0.0	0.0	0.0	0.0	0.0	0.0	0.0	0.0	0.0

Cooper Lighting Solutions Photometric Lab
1121 Highway 74 South
Peachtree City, GA 30269



LM-79-2019: Approved Method: Electrical and Photometric Measurements of Solid-State Lighting Products

Report Prepared for

Cooper Lighting Solutions

MCGRAW EDISON

Report Number: SP1-2408-195-9

Test Date: 08/07/2024

Luminaire Tested: GALN-SB1A-830-U-5WQ

Data in this report applies to families of products including GALN-SB1A-830-U-5WQ.

Test Information

Test Method: LM-79-2019
 Report Number: SP1-2408-195-9
 Test Lab: COOPER LIGHTING SOLUTIONS
 Photometer: SP1 - 76IN SPHERE
 Measurement Geometry: 4π
 Issue Date: 08/07/2024
 Manufacturer: COOPER LIGHTING SOLUTIONS
 Product Line: MCGRAW EDISON
 Catalog Number: **GALN-SB1A-830-U-5WQ**
 Description: GALLEON AREA AND ROADWAY LUMINAIRE. (1) 80 CRI, 3000K, 350MA HIGH DENSITY LIGHTSQUARE WITH 26 LEDS AND TYPE V WIDE OPTICS

Spectral Parameters

CCT (K): 3050
 CIE u': 0.2476
 CIE v': 0.5251
 Duv: 0.0034
 CIE x: 0.4383
 CIE y: 0.4131
 CIE z: 0.1487
 Peak Wavelength (nm): 603
 Dominant Wavelength (nm): 581
 Purity: 55.55201
 Rf: 81.5
 Rg: 99.2

CRI (Ra):	81.0		
R1:	79.6	R9:	7.1
R2:	85.6	R10:	67.0
R3:	92.0	R11:	82.7
R4:	82.6	R12:	63.2
R5:	78.9	R13:	80.3
R6:	81.7	R14:	95.0
R7:	85.2	R15:	71.7
R8:	62.0		



Test Conditions
 Stabilization Time: 20M
 Operation Time: 1H 20M
 Sphere Temperature (°C): 24.2

REPORT NUMBER: SP1-2408-195-9

Measurement and Test Equipment			
Instrument	Identification Number	Calibration Date	Calibration Due Date
Photometer	IN0058	6/18/2024	12/18/2024
Power Meter	INXT2011004	2/8/2024	2/8/2025
AC Power Source	IN0063	10/24/2023	10/24/2024
DC Power Source	IN0208	10/24/2023	10/24/2024
Sphere Thermometer	IN0085	10/24/2023	10/24/2024
Room Thermometer	IN0046	10/24/2023	10/24/2024

REPORT NUMBER: SP1-2408-195-9

CIE 1931 Chromaticity Diagram



CIE 1931 Chromaticity Diagram with 2017 ANSI 7-Step and 4-Step Quadrangles



CCT = 3050K
 CIE x = 0.4383
 CIE y = 0.4131
 Duv = 0.0034

Point lies inside the ANSI 3000K 4-step quadrangle

REPORT NUMBER: SP1-2408-195-9

Photopic Flux vs. Wavelength



Photopic Lumens: NR

λ (nm)	Power W [^] /nm	Lumens (ϕ /nm)	λ (nm)	Power W [^] /nm	Lumens (ϕ /nm)	λ (nm)	Power W [^] /nm	Lumens (ϕ /nm)	λ (nm)	Power W [^] /nm	Lumens (ϕ /nm)	λ (nm)	Power W [^] /nm	Lumens (ϕ /nm)
360	0	NR	490	168	NR	620	940	NR	750	35	NR	880	1	NR
365	0	NR	495	233	NR	625	897	NR	755	30	NR	885	1	NR
370	0	NR	500	300	NR	630	847	NR	760	26	NR	890	1	NR
375	0	NR	505	372	NR	635	790	NR	765	22	NR	895	1	NR
380	0	NR	510	430	NR	640	730	NR	770	19	NR	900	1	NR
385	0	NR	515	483	NR	645	668	NR	775	16	NR	905	1	NR
390	0	NR	520	524	NR	650	605	NR	780	14	NR	910	0	NR
395	2	NR	525	555	NR	655	545	NR	785	12	NR	915	0	NR
400	4	NR	530	581	NR	660	485	NR	790	10	NR	920	0	NR
405	7	NR	535	604	NR	665	430	NR	795	9	NR	925	0	NR
410	17	NR	540	623	NR	670	378	NR	800	8	NR	930	0	NR
415	34	NR	545	645	NR	675	331	NR	805	7	NR	935	0	NR
420	68	NR	550	667	NR	680	290	NR	810	6	NR	940	0	NR
425	128	NR	555	693	NR	685	251	NR	815	5	NR	945	0	NR
430	214	NR	560	719	NR	690	218	NR	820	4	NR	950	0	NR
435	339	NR	565	754	NR	695	188	NR	825	4	NR	955	0	NR
440	507	NR	570	791	NR	700	162	NR	830	3	NR	960	0	NR
445	573	NR	575	830	NR	705	139	NR	835	3	NR	965	0	NR
450	356	NR	580	873	NR	710	119	NR	840	3	NR	970	0	NR
455	217	NR	585	913	NR	715	102	NR	845	2	NR	975	0	NR
460	168	NR	590	948	NR	720	88	NR	850	2	NR	980	0	NR
465	113	NR	595	974	NR	725	76	NR	855	2	NR	985	0	NR
470	85	NR	600	994	NR	730	65	NR	860	1	NR	990	0	NR
475	85	NR	605	998	NR	735	55	NR	865	1	NR	995	0	NR
480	94	NR	610	994	NR	740	47	NR	870	1	NR	1000	0	NR
485	120	NR	615	973	NR	745	41	NR	875	1	NR			

REPORT NUMBER: SP1-2408-195-9

Scotopic Flux vs. Wavelength



Scotopic Lumens: NR

S/P: 1.27

λ (nm)	Power W [^] /nm	Lumens (φ/nm)	λ (nm)	Power W [^] /nm	Lumens (φ/nm)	λ (nm)	Power W [^] /nm	Lumens (φ/nm)	λ (nm)	Power W [^] /nm	Lumens (φ/nm)	λ (nm)	Power W [^] /nm	Lumens (φ/nm)
360	0	NR	490	168	NR	620	940	NR	750	35	NR	880	1	NR
365	0	NR	495	233	NR	625	897	NR	755	30	NR	885	1	NR
370	0	NR	500	300	NR	630	847	NR	760	26	NR	890	1	NR
375	0	NR	505	372	NR	635	790	NR	765	22	NR	895	1	NR
380	0	NR	510	430	NR	640	730	NR	770	19	NR	900	1	NR
385	0	NR	515	483	NR	645	668	NR	775	16	NR	905	1	NR
390	0	NR	520	524	NR	650	605	NR	780	14	NR	910	0	NR
395	2	NR	525	555	NR	655	545	NR	785	12	NR	915	0	NR
400	4	NR	530	581	NR	660	485	NR	790	10	NR	920	0	NR
405	7	NR	535	604	NR	665	430	NR	795	9	NR	925	0	NR
410	17	NR	540	623	NR	670	378	NR	800	8	NR	930	0	NR
415	34	NR	545	645	NR	675	331	NR	805	7	NR	935	0	NR
420	68	NR	550	667	NR	680	290	NR	810	6	NR	940	0	NR
425	128	NR	555	693	NR	685	251	NR	815	5	NR	945	0	NR
430	214	NR	560	719	NR	690	218	NR	820	4	NR	950	0	NR
435	339	NR	565	754	NR	695	188	NR	825	4	NR	955	0	NR
440	507	NR	570	791	NR	700	162	NR	830	3	NR	960	0	NR
445	573	NR	575	830	NR	705	139	NR	835	3	NR	965	0	NR
450	356	NR	580	873	NR	710	119	NR	840	3	NR	970	0	NR
455	217	NR	585	913	NR	715	102	NR	845	2	NR	975	0	NR
460	168	NR	590	948	NR	720	88	NR	850	2	NR	980	0	NR
465	113	NR	595	974	NR	725	76	NR	855	2	NR	985	0	NR
470	85	NR	600	994	NR	730	65	NR	860	1	NR	990	0	NR
475	85	NR	605	998	NR	735	55	NR	865	1	NR	995	0	NR
480	94	NR	610	994	NR	740	47	NR	870	1	NR	1000	0	NR
485	120	NR	615	973	NR	745	41	NR	875	1	NR			

REPORT NUMBER: SP1-2408-195-9

Melanopic Flux vs. Wavelength



Melanopic Lumens: NR

M/P: 2.32

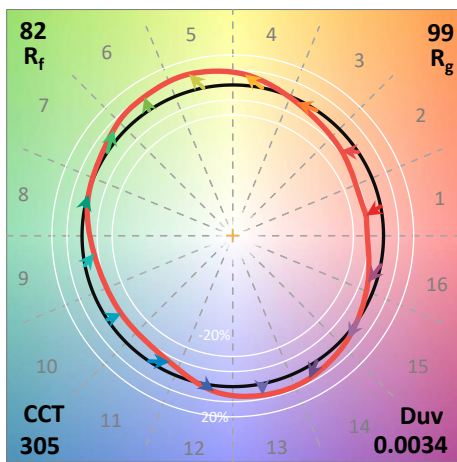
λ (nm)	Power W [^] /nm	Lumens (φ/nm)	λ (nm)	Power W [^] /nm	Lumens (φ/nm)	λ (nm)	Power W [^] /nm	Lumens (φ/nm)	λ (nm)	Power W [^] /nm	Lumens (φ/nm)	λ (nm)	Power W [^] /nm	Lumens (φ/nm)
360	0	NR	490	168	NR	620	940	NR	750	35	NR	880	1	NR
365	0	NR	495	233	NR	625	897	NR	755	30	NR	885	1	NR
370	0	NR	500	300	NR	630	847	NR	760	26	NR	890	1	NR
375	0	NR	505	372	NR	635	790	NR	765	22	NR	895	1	NR
380	0	NR	510	430	NR	640	730	NR	770	19	NR	900	1	NR
385	0	NR	515	483	NR	645	668	NR	775	16	NR	905	1	NR
390	0	NR	520	524	NR	650	605	NR	780	14	NR	910	0	NR
395	2	NR	525	555	NR	655	545	NR	785	12	NR	915	0	NR
400	4	NR	530	581	NR	660	485	NR	790	10	NR	920	0	NR
405	7	NR	535	604	NR	665	430	NR	795	9	NR	925	0	NR
410	17	NR	540	623	NR	670	378	NR	800	8	NR	930	0	NR
415	34	NR	545	645	NR	675	331	NR	805	7	NR	935	0	NR
420	68	NR	550	667	NR	680	290	NR	810	6	NR	940	0	NR
425	128	NR	555	693	NR	685	251	NR	815	5	NR	945	0	NR
430	214	NR	560	719	NR	690	218	NR	820	4	NR	950	0	NR
435	339	NR	565	754	NR	695	188	NR	825	4	NR	955	0	NR
440	507	NR	570	791	NR	700	162	NR	830	3	NR	960	0	NR
445	573	NR	575	830	NR	705	139	NR	835	3	NR	965	0	NR
450	356	NR	580	873	NR	710	119	NR	840	3	NR	970	0	NR
455	217	NR	585	913	NR	715	102	NR	845	2	NR	975	0	NR
460	168	NR	590	948	NR	720	88	NR	850	2	NR	980	0	NR
465	113	NR	595	974	NR	725	76	NR	855	2	NR	985	0	NR
470	85	NR	600	994	NR	730	65	NR	860	1	NR	990	0	NR
475	85	NR	605	998	NR	735	55	NR	865	1	NR	995	0	NR
480	94	NR	610	994	NR	740	47	NR	870	1	NR	1000	0	NR
485	120	NR	615	973	NR	745	41	NR	875	1	NR			

Summary

$R_f = 81.5$
 $R_g = 99.2$
 $CIE R_a = 81.0$
 $R_9 = 7.1$



Color Vector Graphics



Individual Sample Fidelity Index ($R_{f,i}$)

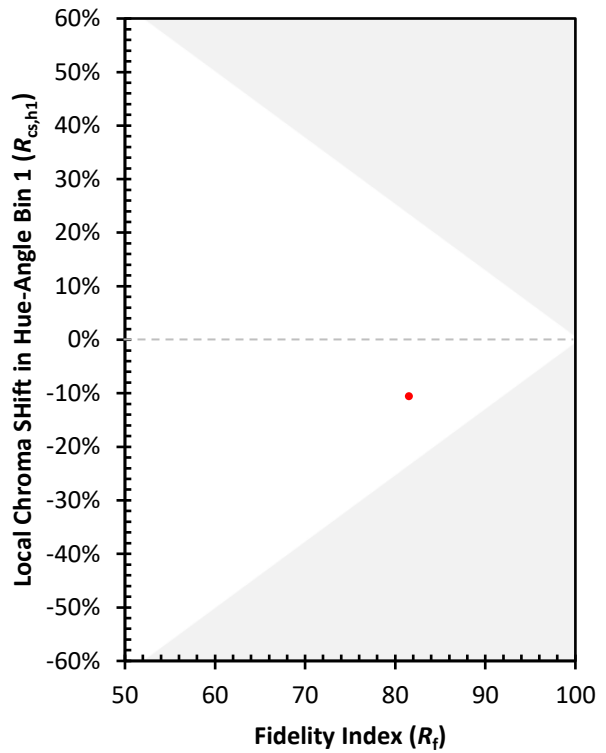
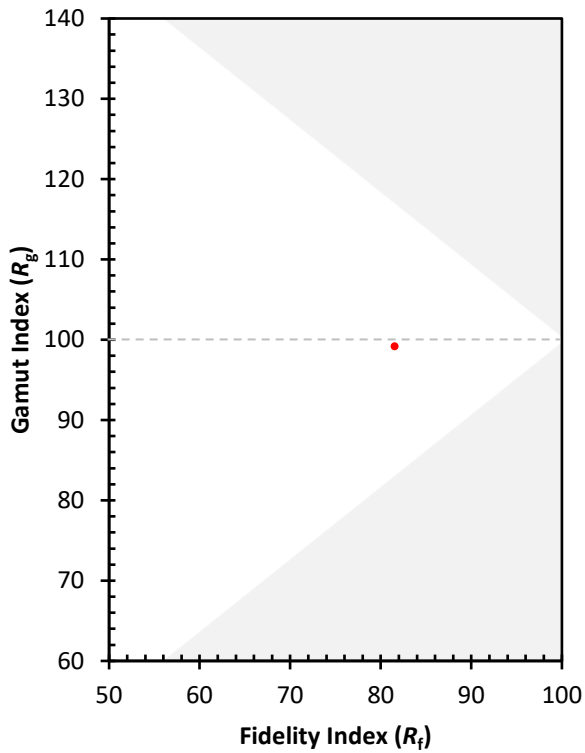
CES01 = 86	CES26 = 74	CES51 = 89	CES76 = 70
CES02 = 63	CES27 = 88	CES52 = 92	CES77 = 86
CES03 = 31	CES28 = 89	CES53 = 81	CES78 = 72
CES04 = 70	CES29 = 67	CES54 = 87	CES79 = 90
CES05 = 50	CES30 = 68	CES55 = 85	CES80 = 88
CES06 = 51	CES31 = 71	CES56 = 78	CES81 = 78
CES07 = 42	CES32 = 70	CES57 = 76	CES82 = 95
CES08 = 41	CES33 = 71	CES58 = 78	CES83 = 90
CES09 = 29	CES34 = 82	CES59 = 92	CES84 = 94
CES10 = 76	CES35 = 90	CES60 = 95	CES85 = 86
CES11 = 59	CES36 = 93	CES61 = 93	CES86 = 72
CES12 = 65	CES37 = 87	CES62 = 83	CES87 = 85
CES13 = 43	CES38 = 75	CES63 = 77	CES88 = 83
CES14 = 74	CES39 = 94	CES64 = 83	CES89 = 75
CES15 = 71	CES40 = 89	CES65 = 77	CES90 = 81
CES16 = 47	CES41 = 85	CES66 = 80	CES91 = 96
CES17 = 50	CES42 = 86	CES67 = 79	CES92 = 73
CES18 = 56	CES43 = 81	CES68 = 84	CES93 = 84
CES19 = 72	CES44 = 99	CES69 = 91	CES94 = 64
CES20 = 66	CES45 = 87	CES70 = 78	CES95 = 80
CES21 = 87	CES46 = 82	CES71 = 76	CES96 = 84
CES22 = 79	CES47 = 77	CES72 = 92	CES97 = 87
CES23 = 92	CES48 = 71	CES73 = 71	CES98 = 81
CES24 = 91	CES49 = 81	CES74 = 93	CES99 = 74
CES25 = 72	CES50 = 89	CES75 = 74	



Color Rendition by Hue-Angle Bin



Measure Comparisons



(END OF REPORT)